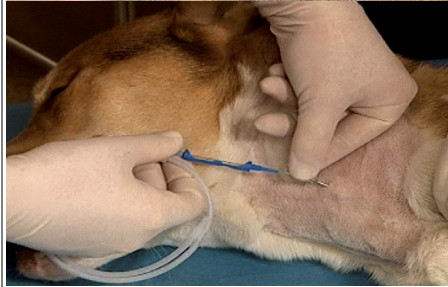


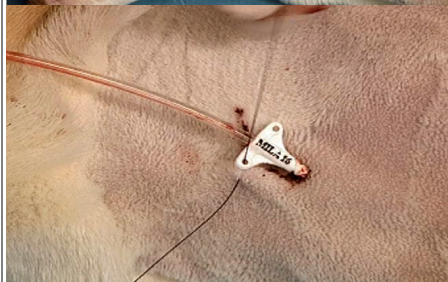
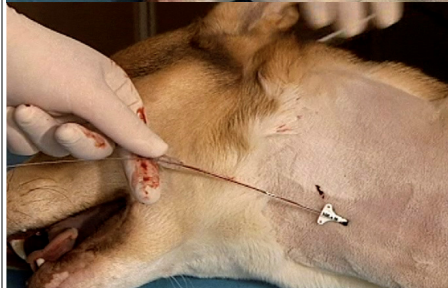
Insertion Procedure of Guidewire Style Long Term MILACATH®



Introduction Procedures of a MILA Long Term Guidewire Jugular Vein Catheter

- Photo shows introducer needle in vein and guidewire being advanced from housing.
- Once guidewire advanced to desired length, remove introducer needle while holding onto the guidewire.

****ALWAYS HOLD ONTO THE GUIDEWIRE****



- After introducer needle removed, slide MILACATH® onto guidewire and advance until guidewire comes thru the catheter hub. Grasp wire above the catheter hub.
- Advance catheter into vein by holding catheter near insertion site and pushing into place.
- Once catheter is in place, remove guidewire.
- Suture catheter individually at each wing toward insertion site and across the suture groove.
- Flush extension tube (if applicable), attach to MILACATH®, and secure.

*Insertion technique the same for all types of animals.